



BFT-44

Universal Dual Channel Gas Transmitter

State of the art technology, reliable and proven detection.

FEATURES & BENEFITS

- CSA Certified for Class I, Div. 1 explosion proof Installations
- Magnetic non-intrusive interface
- High Resolution TFT color enhanced displays for highly visible alarm states
 - Green = Normal
 - Yellow = Alarm 1
 - Red = Alarm 2
- Dual sensor capable, smart sensing technology
- Multiple output options for maximum flexibility and compatibility
 - Standard Dual 4 to 20 mA output
 - (Optional) Programmable Relays (3) alarm, (1) fault
 - (Optional) RS-485, Modbus digital output
- Standard Ethernet port with built in Web server for remote access
- 2 year warranty on transmitter



GASES DETECTED

- | | | |
|---------------------|---------------------|--------------------|
| • Ammonia | • Formaldehyde | • Nitric Oxide |
| • Carbon Dioxide | • Hydrogen | • Nitrogen Dioxide |
| • Carbon Monoxide | • Hydrogen Chloride | • Oxygen |
| • Chlorine | • Hydrogen Cyanide | • Ozone |
| • Chlorine Dioxide | • Hydrogen Fluoride | • Phosphine |
| • Combustible Gases | • Hydrogen Sulfide | • Sulfur Dioxide |
| • Ethylene Oxide | • Methyl Mercaptan | • Vinyl Chloride |

*Consult the factory
For other sensors*



BFT-44 Universal Dual Gas Transmitter

GENERAL SPECIFICATIONS

Temperature Range	Operating: -40°C to +60°C (-40°F to +140°F) Ambient
Temperature Drift	Less than .1% per degree Celsius over ambient temperature
Humidity	Up to 98% non-condensing
Display	QVGA color TFT 240x320 LCD pixel display

ELECTRICAL SPECIFICATIONS

Operating Voltage	24 VDC nominal (10 - 30 VDC) @ 10 watts max
Cable Entries	2 x 3/4" - NPT conduits
Wiring	3 or 4 wire option, depending on configuration
Electromagnetic Compatibility	EMI / RFI protected
Relays	3 Alarm, 1 fault, contacts rated 5A @ 30vdc (form "C")
4 - 20 mA	3 wire current source output
RS-485	RS-485 Modbus compatible

MECHANICAL SPECIFICATIONS

Enclosure Material	Options: Aluminum, Polycarbonate, and Stainless Steel
Transmitter Dimensions	(Aluminum or Stainless Steel) 5" x 5" x 5.05" (Polycarbonate) 4.86" x 4.86" x 3.40"
Transmitter Weight (single)	(Aluminum) 4.65 lb (Polycarbonate) 1.45 lb (Stainless Steel) 7.20 lb
Water and Dust	IP66 and IP67
Hazardous Area	(Aluminum or Stainless Steel) CSA, Class 1 Div. 2, Groups A,B,C, & D (Polycarbonate) CSA, Class 1 Div. 2, Groups A,B,C, & D

ACCESSORIES

Calibration Adapter	Part Number: BC10-0203
Splash Guard	Part Number: BT10-0198
Duct Mount (SS, & Poly)	Part Number: BT10-0270 (SS), BT10-0379 (Poly)
"Y" Adapter (for dual sensor)	Part Number: 1AYO-210000-34AL
Sensor Simulator	Part Number : BT10-0514

SCREENS

No Alarm



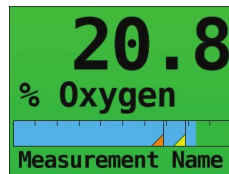
Alarm 1



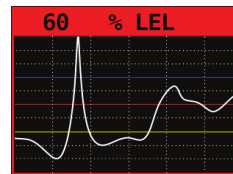
Alarm 2



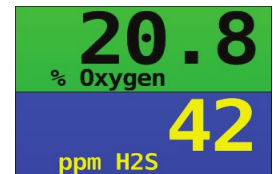
Bar Graph
Screen



Trending
Screen

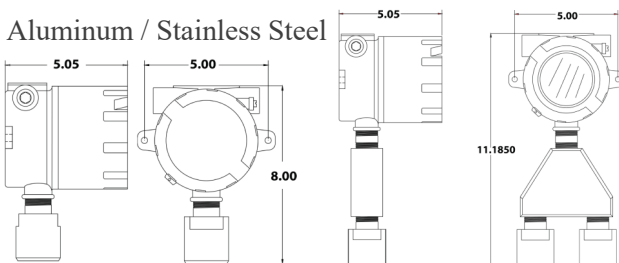


Dual Channel
Split Screen



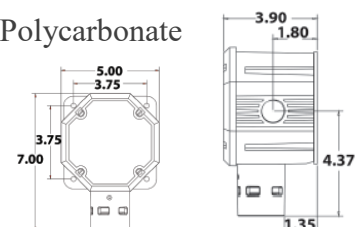
SINGLE / DUAL CONFIGURATIONS

Aluminum / Stainless Steel



SINGLE CONFIGURATION

Polycarbonate



MANUFACTURED IN THE USA. DS_BFT-44_10052017_rev.1.0